


Chromatic Intervals I


(Major, Minor, Perfect, Augmented and Diminished Intervals)


Name these intervals.


Use "M" for major intervals,
"m" for minor intervals,
"P" for perfect intervals,
"dim" for diminished intervals and
"Aug" for augmented intervals.

Example 


dim 5

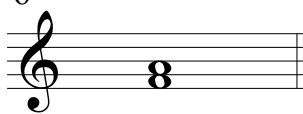
1 


2 


3 

4 


5 


6 


7 


8 

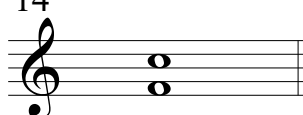
9 


10 


11 


12 


13 


14 


15 

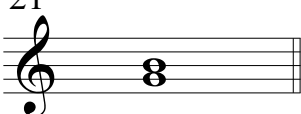
16 


17 


18 


19 

20 

21 

22 

23 

24 

Chromatic Intervals II

(Major, Minor, Perfect, Augmented and Diminished Intervals)


Name these intervals.

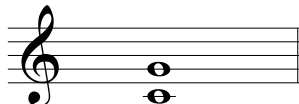
Use "M" for major intervals,
"m" for minor intervals,
"P" for perfect intervals,
"dim" for diminished intervals and
"Aug" for augmented intervals.


Example 

Aug 5th


1 


2 

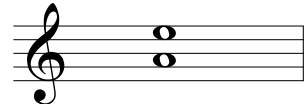
3 

4 

5 

6 


7 


8 

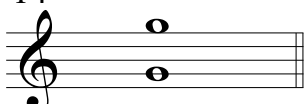
9 

10 


11 

12 


13 


14 


15 


16 


17 


18 


19 

20 

21 

22 

23 


24 

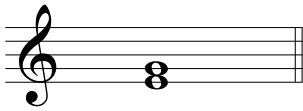
Chromatic Intervals III


(Major, Minor, Perfect, Augmented and Diminished Intervals)


Name these intervals.

Use "M" for major intervals,
"m" for minor intervals,
"P" for perfect intervals,
"dim" for diminished intervals and
"Aug" for augmented intervals.


Example 
dim 7

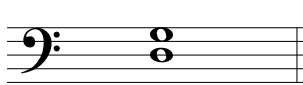
1 


2 


3 


4 

5 


6 


7 


8 


9 

10 


11 


12 


13 


14 


15 

16 

17 


18 

19 

20 

21 

22 

23 

24 

Chromatic Intervals IV

(Major, Minor, Perfect, Augmented and Diminished Intervals)

Write the note above the given note which completes the interval.

Example

Aug 5

1 M6

2 M7

3 m7

4 dim 5

5 m3

6 dim 4

7 M6

8 P8

9 M3

10 Aug 5

11 m6

12 M6

13 M2

14 m2

15 m3

16 m7

17 M3

18 Aug 4

19 P5

20 Aug 8

21 P4

22 M2


23 m3

24 M3


Chromatic Intervals V


(Major, Minor, Perfect, Augmented and Diminished Intervals)

Complete these intervals by writing a note above the given note.

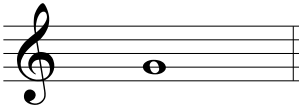
Example 
dim 7

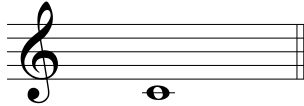
1 
Aug 3


2 
M3


3 
m6


4 
dim 7


5 
Aug 5


6 
m7


7 
M3


8 
Aug 7

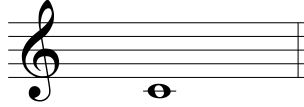
9 
dim 5


10 
M6


11 
Aug 5


12 
dim 4

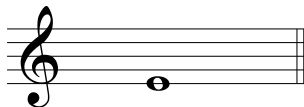
13 
M7


14 
Aug 5


15 
m6


16 
P4


17 
m7


18 
dim 8


19 
dim 3

20 
Aug 6

21 
Aug 2

22 
dim 6

23 
M7

24 
M6


Chromatic Intervals VI

(Major, Minor, Perfect, Augmented and Diminished Intervals)


Write the note above the given note which completes the interval.

Example 


Aug 3

1 


dim 5

2 

m7

3 


Aug 7

4 


Aug 6

5 

dim 4

6 


P4

7 


M6

8 


m3

9 


Aug 3

10 


m6

11 

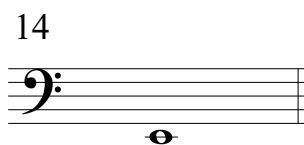
Aug 8

12 


P4

13 


m7

14 


dim 8

15 


m3

16 

M6

17 

P5

18 


Aug 2

19 

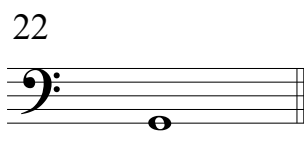
dim 2

20 


M7

21 


Aug 5

22 

m7

23 

Aug 4

24 

dim 3